

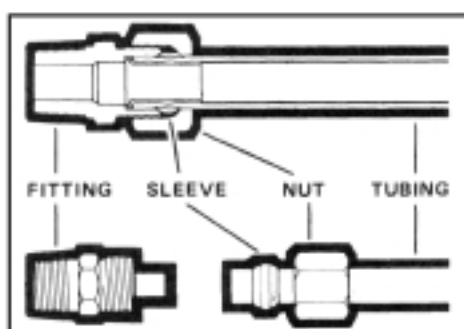
## AIR BRAKE FITTINGS FOR NYLON TUBING

## SLEEVE



460

Part No.	O.D. Tube	Qty.
460-4	1/4	10
460-6	3/8	10
460-8	1/2	10
460-10	5/8	5
460-12	3/4	5



Used with nylon tubing (SAE J844, type 3). Meets all air brake specifications. Special tools are not required. Typical applications include air brake systems, air control and gauge lines.

## TEE PIPE ON RUN



471

Part No.	O.D. Tube	Pipe Thread	Qty.
471-42	1/4	1/8	5
471-44	1/4	1/4	5
471-64	3/8	1/4	5
471-66	3/8	3/8	5
471-86	1/2	3/8	2
471-88	1/2	1/2	2
471-108	5/8	1/2	2

## NUT



461

Part No.	O.D. Tube	Qty.
461-4	1/4	5
461-6	3/8	10
461-8	1/2	5
461-10	5/8	5
461-12	3/4	5

## UNION



462

Part No.	O.D. Tube	Qty.
462-4	1/4	5
462-6	3/8	5
462-8	1/2	2
462-10	5/8	2
462-12	3/4	2

## MALE CONNECTOR



468

Part No.	O.D. Tube	Pipe Thread	Qty.
468-42	1/4	1/8	10
468-44	1/4	1/4	10
468-46	1/4	3/8	5
468-62	3/8	1/8	10
468-64	3/8	1/4	10
468-66	3/8	3/8	5
468-68	3/8	1/2	5
468-84	1/2	1/4	5
468-86	1/2	3/8	5
468-88	1/2	1/2	5
468-812	1/2	3/4	2
468-106	5/8	3/8	2
468-108	5/8	1/2	2
468-1012	5/8	3/4	2
468-128	3/4	1/2	2
468-1212	3/4	3/4	2

## MALE ELBOW



469

Part No.	O.D. Tube	Pipe Thread	Qty.
469-42	1/4	1/8	10
469-44	1/4	1/4	5
469-46	1/4	3/8	5
469-62	3/8	1/8	10
469-62L	3/8	1/8 long	5
469-64	3/8	1/4	10
469-66	3/8	3/8	5
469-68	3/8	1/2	5
469-84	1/2	1/4	2
469-86	1/2	3/8	2
469-88	1/2	1/2	2
469-106	5/8	3/8	2
469-108	5/8	1/2	2
469-1012	5/8	3/4	2
469-126	3/4	3/8	2
469-128	3/4	1/2	2
469-1212	3/4	3/4	2

## TEE PIPE ON BRANCH

472




Part No.	O.D. Tube	Pipe Thread	Qty.
472-42	1/4	1/8	5
472-44	1/4	1/4	5
472-62	3/8	1/8	5
472-64	3/8	1/4	5
472-66	3/8	3/8	5
472-86	1/2	3/8	2
472-88	1/2	1/2	2
472-108	5/8	1/2	2

Santa Fe Springs, CA (562) 698-8800 • Rancho Cucamonga, CA (909) 581-6740 • Phoenix (602) 426-1422

## PUSH-TO-CONNECT AIR BRAKE FITTINGS

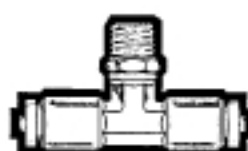
## UNION



962

Part No.	O.D. Tube	Qty.
962-4	1/4	5
962-6	3/8	5
962-8	1/2	5

## SWIVEL MALE BRANCH TEE



972

Part No.	O.D. Tube	Pipe Thread	Qty.
972-1-42	1/4	1/8	5
972-1-44	1/4	1/4	5
972-1-64	3/8	1/4	5
972-1-66	3/8	3/8	5
972-1-86	1/2	3/8	5

## SWIVEL MALE ELBOW



969

Part No.	O.D. Tube	Pipe Thread	Qty.
969-1-42	1/4	1/8	5
969-1-44	1/4	1/4	5
969-1-46	1/4	3/8	5
969-1-62	3/8	1/8	5
969-1-64	3/8	1/4	5
969-1-66	3/8	3/8	5
969-1-68	3/8	1/2	5
969-1-86	1/2	3/8	5
969-1-88	1/2	1/2	5


## MALE CONNECTOR



968

Part No.	O.D. Tube	Pipe Thread	Qty.
968-42	1/4	1/8	5
968-44	1/4	1/4	5
968-46	1/4	3/8	5
968-62	3/8	1/8	5
968-64	3/8	1/4	5
968-66	3/8	3/8	5
968-68	3/8	1/2	5
968-84	1/2	1/4	5
968-86	1/2	3/8	5
968-88	1/2	1/2	5

## ROLL UP DOOR RIVETS




1/4 x 1  
1/4 x 1 1/8  
1/4 x 1 1/4

## NYLON DRIVE RIVETS

USE TO ATTACH WALL LINERS,  
SCUFF RAIL AND PLYWOOD



**Nylon Body Metal Pin**  
1/4 x 3/4 Truss Head  
1/4 x 1 Truss Head  
1/4 x 1 1/2 Truss Head  
1/4 x 2 Truss Head



**Unitap Style**  
1/4 x 1  
1/4 x 1 1/2  
1/4 x 2



INSTALLATION TOOL